

CE	IP20
DALI	Corrente Continua
	Direct current

# BINARI TRACKS 48V

Serie di binari MULTI TRACK 48V. Disponibile in diverse lunghezze per rispondere alle diverse richieste di utilizzo.

48V MULTI TRACKS are available in 3 different lengths for different kind of installations.

COLOR

nero / black - 03

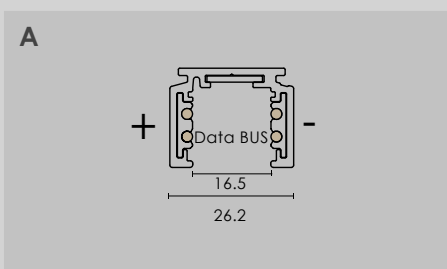
## Scegli il tuo binario Choose your track

Donna  
small  
large



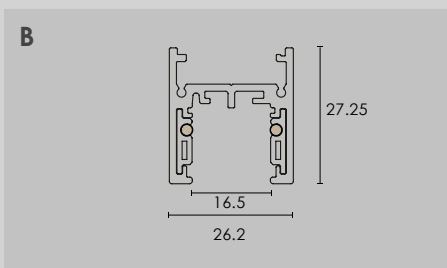
### A. Binario standard 48V. Standard track 48V.

CODICE / CODE	L
<b>MBL.4102.011</b>	L.1m
<b>MBL.4102.012</b>	L.2m
<b>MBL.4102.013</b>	L.3m



### B. Binario basic 48V. Basic track 48V.

CODICE / CODE	L
<b>MBL.4102.061</b>	L.1m
<b>MBL.4102.062</b>	L.2m
<b>MBL.4102.063</b>	L.3m

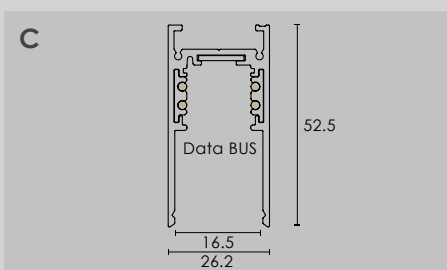


Donna  
Infinity



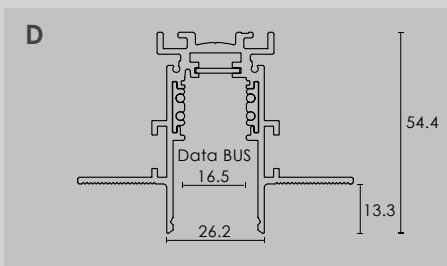
### C. Binario H 48V. Track H 48V.

CODICE / CODE	L
<b>MBL.4102.021</b>	L.1m
<b>MBL.4102.022</b>	L.2m
<b>MBL.4102.023</b>	L.3m



### D. Binario da incasso trimless 48V. Trimless recessed track 48V.

CODICE / CODE	L
<b>MBL.4102.051</b>	L.1m
<b>MBL.4102.052</b>	L.2m
<b>MBL.4102.053</b>	L.3m

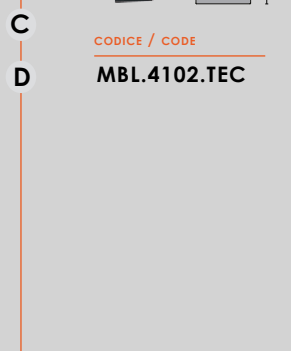
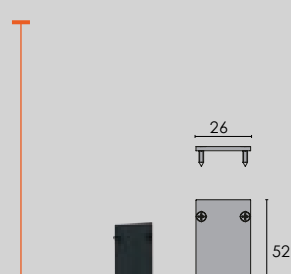
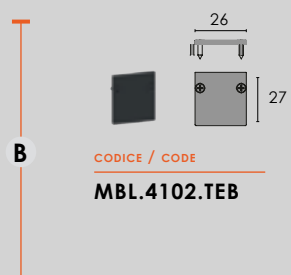
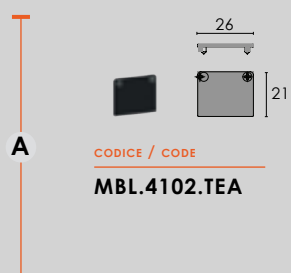


# COMPLETA IL TUO MODULO

## COMPLETE YOUR MODULE

### Tappo di chiusura

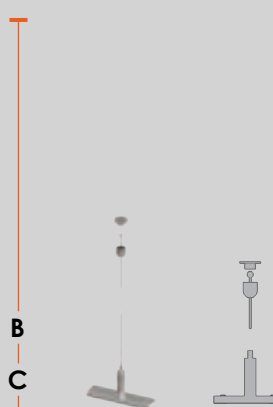
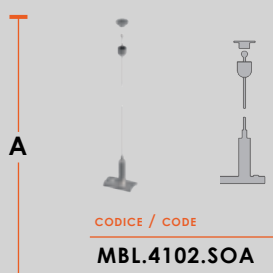
End cap



### Kit di sospensione


Suspension kit (pair)

COPPIA - PAIR



### Alimentazione 48 V

Live end 48V



### Kit Alimentazione per binari 48V


Power supply kit for 48V tracks



CODICE / CODE	W
<b>MBL.RA-1</b>	70W ON/OFF
<b>MBL.RA-2</b>	150W ON/OFF
<b>MBL.RA-2-A2</b>	150W DALI

### Giunto passante 48V

Linear joint 48V



### Giunto a L 48V

L feed 48V

