

CALPESTABILI WALKABILI



Serie di incassi a terra di Civic ispirati all'analogia serie carrabile. L'abbinamento di estetica e performance rendono questa collezione particolarmente adatta ove la fonte luminosa diventi elemento di design. La famiglia è realizzata interamente in acciaio Inox offrendo resistenza e durata nel tempo.


This family of ground recessed fittings is inspired by the similar drive over-one. Performance and aesthetics makes this range suitable where the light source needs to be installed in a design contest. The construction entirely in Stainless steel ensure reliability and quality along the time.


Eric
David
Zante



Calpestabili








ZANTE

Corpo e anello di chiusura in acciaio inox AISI 304. Grado di protezione IP67. Schermo di protezione in vetro trasparente temperato di spessore 12mm con resistenza meccanica IK 10 per passaggio pedonale. Guarnizione in gomma al silicone. Riflettore fisso asimmetrico o orientabile. Equipaggiato con un LED di colore bianco 4000K o 3000K. Potenze da 17W a 24W. Fornito completo di driver integrato nella struttura e di cavo di collegamento H05RN-F 3x1mm².


Structure and closing ring made of AISI 304 stainless steel. IP67 protection degree. Protection shield made of transparent tempered glass with 12mm thickness and IK 10 shock resistance for walk-over use. Silicone rubber gasket. Fixed, asymmetric or adjustable reflector. Equipped with one LED in 4000K or 3000K color temperature. Power from 17W up to 24W. Supplied with built-in driver and H05RN-F 3x1mm² connecting cable.



ERIC

Corpo e anello di chiusura in acciaio inox AISI 304. Grado di protezione IP67. Schermo di protezione in vetro trasparente temperato di spessore 10mm con resistenza meccanica IK 10 per passaggio pedonale. Guarnizione in gomma al silicone. Equipaggiato con un LED di colore bianco 4000K o 3000K. Potenza 13W. Fornito completo di driver integrato nella struttura e di cavo di collegamento H05RN-F 3x1mm².

Structure and closing ring made of AISI 304 stainless steel. IP67 protection degree. Protection shield made of transparent tempered glass with 10mm thickness and IK 10 shock resistance for walk-over use. Silicone rubber gasket. Fixed reflector. Equipped with one LED in 4000K or 3000K color temperature. Power 13W. Supplied with built-in driver and H05RN-F 3x1mm² connecting cable.




DAVID

Corpo e anello di chiusura in acciaio inox AISI 304. Grado di protezione IP67. Schermo di protezione in vetro trasparente temperato di spessore 10mm con resistenza meccanica IK 10 per passaggio pedonale. Guarnizione in gomma al silicone. Ottica fissa o orientabile. Equipaggiato con LED di colore bianco 4000K o 3000K potenza 9W o con portalampada GU10 o RGB 6W, fornito completo di driver integrato nella struttura e di cavo di collegamento H05RN-F 3x1mm². Disponibile anche nella versione RGB con potenza 6W.

Structure and closing ring made of AISI 304 stainless steel. IP67 protection degree. Protection shield made of transparent tempered glass with 10mm thickness and IK 10 shock resistance for walk-over use. Silicone rubber gasket. Fixed or adjustable optic. Equipped with one LED in 4000K or 3000K color temperature power 9W or with GU10 lampholder or 6W RGB, supplied with built-in driver and H05RN-F 3x1mm² connecting cable. Also available in RGB version power 6W.



CE	IP67
LED	RG1
CRI 80/90	Driver on/off incl.
L80 B10	Mac Adam 3
50000H	



ZANTE

D.
OPTIC
38°
1

OPTIC
20°
2

OPTIC
13°
3

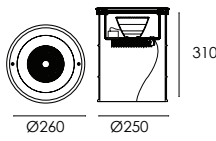
X.
CRI80
5

CRI90
6

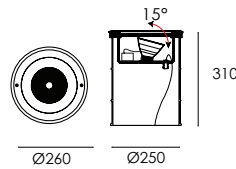
Y.
4000K
7

3000K
8

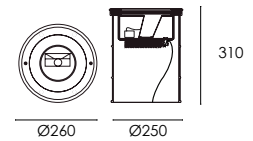
FISSO / FIXED



ORIENTABILE / ADJUSTABLE



ASIMMETRICO / ASYMMETRIC



COD. ON/OFF

D.MM


W

LM

DRIVER

		FISSO / FIXED		
ZNT.6580. D X Y	Ø260	24W/230V LED	3710/3550	built-in/incorporato
		ORIENTABILE / ADJUSTABLE		
ZNT.6581. D X Y	Ø260	17W/230V LED	2700/2550	built-in/incorporato
		ASIMMETRICO / ASYMMETRIC		
ZNT.6582. 1 X Y	Ø260	24W/230V LED	3710/3550	built-in/incorporato

ACCESSORI / ACCESSORIES




ZNT.FG
Vetro sabbato
Sanded glass.



AAA.CN3
Connettore IP68, 3vie.
IP68 waterproof connector, 3way.



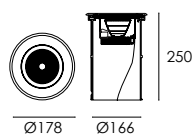
AAA.CN4
Connettore IP68, 4vie.
IP68 waterproof connector, 4way.



CE	IP67
LED	RG1
CRI 80/90	Driver on/off incl.
L80 B10	Mac Adam 3
50000H	⚡

ERIC

FISSO / FIXED



D. OPTIC 45° 1

OPTIC 24° 2

OPTIC 10° 3

X. CRI80 5

CRI90 6

Y. 4000K 7

3000K 8

COD. ON/OFF

D.MM

W

LM

DRIVER

FISSO / FIXED

DEL.6540. D X Y


Ø178

13W/230V LED

2100/2000

built-in/incorporato

ACCESSORI / ACCESSORIES



DEL.FG
Vetro sabbato
Sanded glass.



AAA.CN3
Connettore IP68, 3vie.
IP68 waterproof connector, 3way.



AAA.CN4
Connettore IP68, 4vie.
IP68 waterproof connector, 4way.

CE	IP67
LED	RG1
CRI 80/90	Driver on/off incl.
L80 B10	Mac Adam 3
50000H	



DAVID

D.
OPTIC
36° 1

OPTIC
24° 2

OPTIC
12° 3

X.
CRI80
5

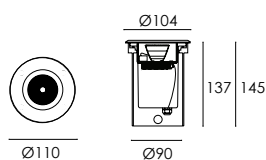
CRI90
6

Y.
4000K
7

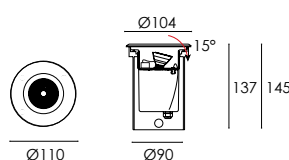
3000K
8

2700K
9

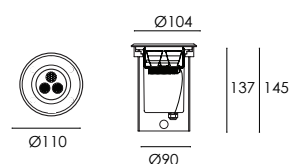
FISSO / FIXED



ORIENTABILE / ADJUSTABLE




FISSO RGB / FIXED RGB



COD. ON/OFF	D.MM	W	LM	DRIVER	
FISSO / FIXED					
DEO.6502. D X Y	Ø110	9W/230V LED	890/840/770	built-in/incorporato	
DEO.35FGU	Ø110	20W/230V GU10 lamp. esclusa/lamp excluded			
ORIENTABILE / ADJUSTABLE					
DEO.6503. D X Y	Ø110	9W/230V LED	890/840/770	built-in/incorporato	
DEO.35MGU	Ø110	20W/230V GU10 lamp. esclusa/lamp excluded			
COD. ON/OFF	D.MM	W	LM	FASCIO/BEAM	DRIVER
FISSO / FIXED — RGB					
DEO.6502.299	Ø110	6W/24V LED	420	25°	excluded/escluso

ACCESSORI / ACCESSORIES



DEO.FG
Vetro sabbato
Sanded glass.



DEO.MS
Master DEO RGB.

DEO.SL
Slave DEO RGB.



AAA.CN3
Connettore IP68, 3vie.
IP68 waterproof connector, 3way.



AAA.CN4
Connettore IP68, 4vie.
IP68 waterproof connector, 4way.



FACULTY OF LAW