

NET

Famiglia di apparecchi dalla forma tubolare, disponibile in diversi diametri e lunghezze è adatta alle più svariate possibilità d'installazione ed esigenze d'illuminazione. La forma sempre attuale ed il suo grado di protezione ne permette un utilizzo sia in ambienti esterni che interni laddove serva una maggiore sicurezza.

Family of tubular luminaires, available in different diameters and lengths, suitable for the most various installation possibilities and lighting needs. Its timeless shape and its degree of protection allows it to be suitable both outdoors and indoors where higher IP grade is needed.



Net 70




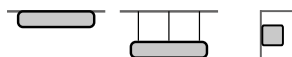
Net 16



Net 50



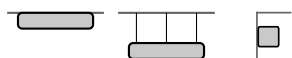




NET 16

Net 16 ha struttura interna in alluminio estruso, testate in lega di alluminio tornite sottoposte a trattamento di anodizzazione galvanica, diffusore in policarbonato trasparente o opale. Tono luce bianco 4000K o 3000K, potenze da 9.6W/1050mm a 43.2W/3050mm. Staffe di fissaggio e cavo di collegamento H05RN-F 2x1mm² inclusi. Driver remoto da ordinare separatamente.

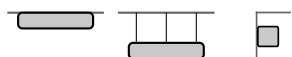
Net 16 has internal structure in extruded aluminum, end caps in turned aluminum alloy with galvanic anodizing treatment. Transparent or opal polycarbonate diffuser. 4000K or 3000K LED white tone, power from 9.6W/1050mm to 43.2W/3050mm. Supplied with fixing brackets and H05RN-F 2x1mm² connecting cable. Remote driver to be ordered separately.



NET 50

Net 50 ha struttura interna in alluminio estruso, testate in lega di alluminio tornite sottoposte a trattamento di anodizzazione galvanica, diffusore in policarbonato esterno trasparente, interno satinato per luce diffusa o con lenti per luce concentrata. Tono bianco 4000K o 3000K, potenze da 30W/1150mm a 42x1.2/1790mm. Alimentatore elettronico incluso.

Net 50 has internal structure in extruded aluminum, end caps in turned aluminum alloy with galvanic anodizing treatment, External transparent polycarbonate diffuser with internal Opal screen for diffuse emission or with lenses for concentrate light. 4000K or 3000K LED white tone, power from 12.5W/605mm to 28WW/1205mm. Electronic driver included.



NET 70

Net 70 ha struttura interna in alluminio, testate in tecnopolimero resistente agli agenti atmosferici, diffusore in policarbonato opale. Tono luce bianco 4000K o 3000K, potenze da 38W /1257mm a 58W/1817mm. Alimentatore elettronico incluso.

Net 70 has internal structure in aluminum, end caps in weather-resistant techno polymer, opal polycarbonate diffuser. 4000K or 3000K LED white tone, power from 38W/1257mm to 58W/1817mm. Electronic driver included.

CE	IP65
LED	RG1
CRI 90	Mac Adam 3
L80 B10	50000H

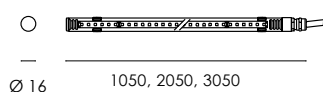


NET 16

COLOR anodizzato / anodised -05

Y.
4000K
7

3000K
8



CODICE / CODE	L.MM	W	LM	DIFFUSORE/ DIFFUSER
120 LED/M				
NES.3341.1 6 Y. Z	1050	9,6W/24V LED	780/720	trasparente/clear
NES.3341.2 6 Y. Z	2050	19,2W/24V LED	1560/1440	trasparente/clear
NES.3341.3 6 Y. Z	3050	28,8W/24V LED	2340/2160	trasparente/clear
60 LED/M				
NES.3351.1 6 Y. Z	1050	9,6W/24V LED	780/720	opale/opal
NES.3351.2 6 Y. Z	2050	19,2W/24V LED	1560/1440	opale/opal
NES.3351.3 6 Y. Z	3050	28,8W/24V LED	2340/2160	opale/opal
NES.3342.1 6 Y. Z	1050	14,4W/24V LED	1060/990	trasparente/clear
NES.3342.2 6 Y. Z	2050	28,8W/24V LED	2120/1980	trasparente/clear
NES.3342.3 6 Y. Z	3050	43,2W/24V LED	3180/2970	trasparente/clear
NES.3352.1 6 Y. Z	1050	14,4W/24V LED	1060/990	opale/opal
NES.3352.2 6 Y. Z	2050	28,8W/24V LED	2120/1980	opale/opal
NES.3352.3 6 Y. Z	3050	43,2W/24V LED	3180/2970	opale/opal

ACCESSORI / ACCESSORIES



- AAA.TRSL08 Driver LED IP20 30W.
- AAA.TRSL09 Driver LED IP20 75W.
- AAA.TRSL10 Driver LED IP20 150W.
- AAA.TRSL13 Driver LED IP67 70W.
- AAA.TRSL15 Driver LED IP65 10W.



- NES.SO Sospensioni (coppia).
Suspension kit (pair).