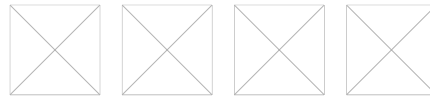
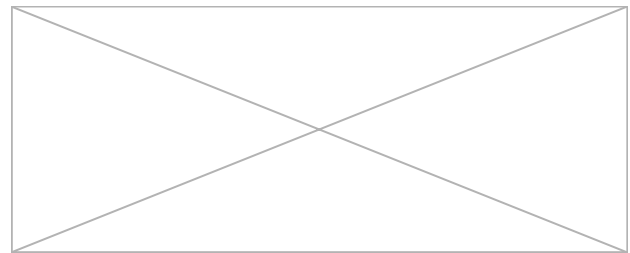


Diva In, 25W, 4000K, fascio 12,5°, CRI90, bianco raggrinzante.

Diva In, 25W, 4000K, 12,5° beam, CRI90, rouge white.



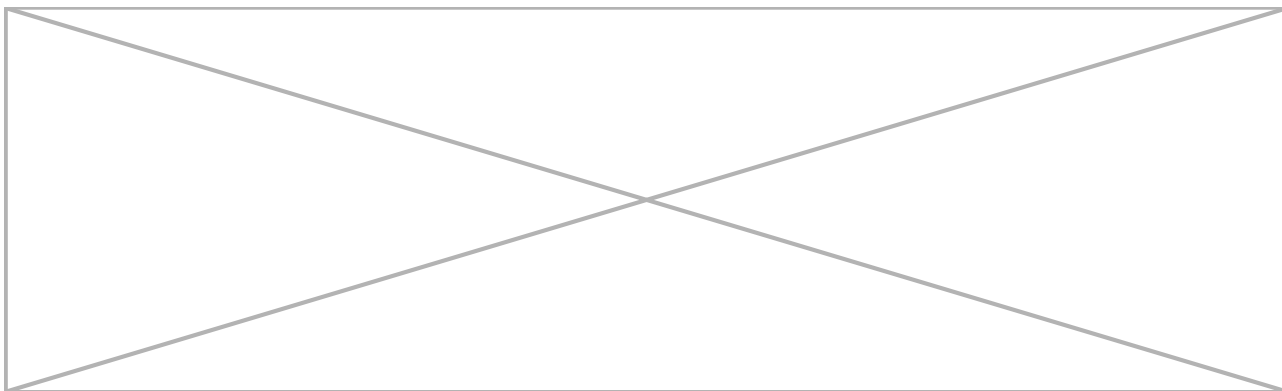
### Descrizione/Description




IT: Corpo ottico, anello e braccio pressofusi in lega di alluminio. verniciatura a polveri. Sorgente luminosa a LED chip on board CRI 90 o superiore tono luce bianco 4000K o 3000K, Potenze da 25W a 38W. Alimentatore elettronico incluso nell'adattatore da binario trifase.

ENG: Body ring and arm in powder coated die-cast aluminum alloy. LED light source chip on board CRI 90 or superior, 4000K or 3000K White tone . Power from 25W to 38W. Driver included in the three phase track adapter.

<b>Codice/Code</b>	MSA.4464.167.32
<b>Tonalità/Light tone</b>	4000K
<b>Potenza/Power</b>	25W
<b>Fusso luminoso/Luminous flux</b>	3001 lm - 3500 lm
<b>Colore/Color</b>	Bianco Raggrinzante
<b>Fascio luminoso/Light beam</b>	Fascio 12.5°
<b>Driver/Driver</b>	Driver On/Off




**Accessori/Accessories**




MDI.EL  
DIVA In / Plus, diffusore ellittico.

MDI.EL  
DIVA In / Plus, elliptical lens.



MDI.FC  
DIVA In / Plus, copertura riflettore satinata.

MDI.FC  
DIVA In / Plus, flood satined lens.



MDI.HC  
DIVA In / Plus, diffusore a nido d'ape.

MDI.HC  
DIVA In / Plus, honeycomb lens.