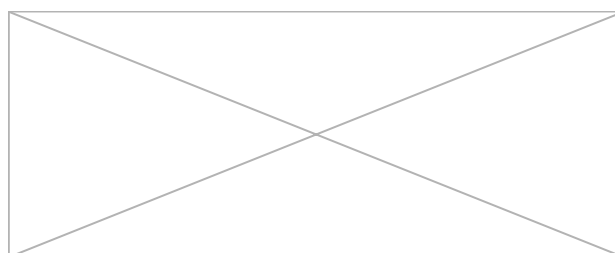


Diva In, 25W, 4000K, fascio 12,5°, CRI90, nero raggrinzante.

Diva In, 25W, 4000K, 12,5° beam, CRI90, rouge black.



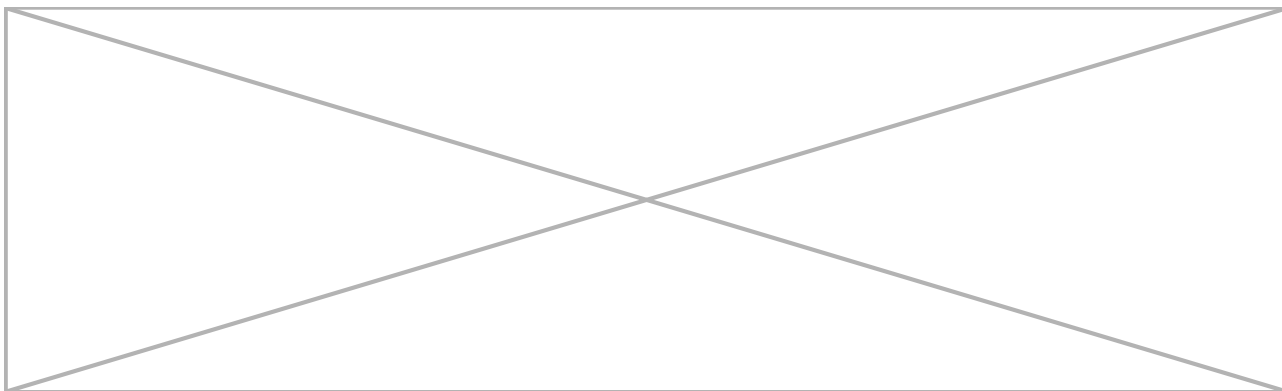
Descrizione/Description




IT: Corpo ottico, anello e braccio pressofusi in lega di alluminio. verniciatura a polveri. Sorgente luminosa a LED chip on board CRI 90 o superiore tono luce bianco 4000K o 3000K, Potenze da 25W a 38W. Alimentatore elettronico incluso nell'adattatore da binario trifase.

ENG: Body ring and arm in powder coated die-cast aluminum alloy. LED light source chip on board CRI 90 or superior, 4000K or 3000K White tone . Power from 25W to 38W. Driver included in the three phase track adapter.

Codice/Code	MSA.4464.167.33
Tonalità/Light tone	4000K
Potenza/Power	25W
Fusso luminoso/Luminous flux	3001 lm - 3500 lm
Colore/Color	Nero raggrinzante
Fascio luminoso/Light beam	Fascio 12.5°
Driver/Driver	Driver On/Off




Accessori/Accessories




MDI.EL
DIVA In / Plus, diffusore ellittico.

MDI.EL
DIVA In / Plus, elliptical lens.



MDI.FC
DIVA In / Plus, copertura riflettore satinata.

MDI.FC
DIVA In / Plus, flood satined lens.



MDI.HC
DIVA In / Plus, diffusore a nido d'ape.

MDI.HC
DIVA In / Plus, honeycomb lens.